



How to: *Online Shopping = Donations for Pet Welfare*

How to register for two online charitable programs that will provide direct donations to Pet Welfare.

Important:

Pet Welfare can receive double donations automatically at no cost to those who use this info

Pet Welfare is registered on two charitable donation sites that will give a donation based on your on-line purchases. These two programs are free to use and have the potential to provide substantial funds for our operations. All it takes is a few minutes to register online and then download the app. If enough people use these free charitable sites then we will have a valuable source of funding for our cause. Spreading the word to family and friends will expand our network of givers. Best of all: This is a free service and a simple way to give for all of us who shop online.

iGive is a site that gives Pet Welfare donations for online shopping at a multitude of places. (More than 1,700 shops and stores are registered, including Amazon, the importance of which will become clear in a second.) To get started, all you need to do is download the iGive app on your computer, iPhone, or tablet and select "**Pet Welfare**" as your charity of choice. Here is the link to install iGive and get started: <https://www.igive.com/button/>

NOTE: You can sign up to iGive with or without downloading the iGive app.

Amazon uses Amazon Smile to register your donations for Pet Welfare. To learn about Amazon Smile and start giving all you need to do is register at their website: <http://smile.amazon.com/about>. We're listed as "**Pet Welfare Advisory Council**" in this case.

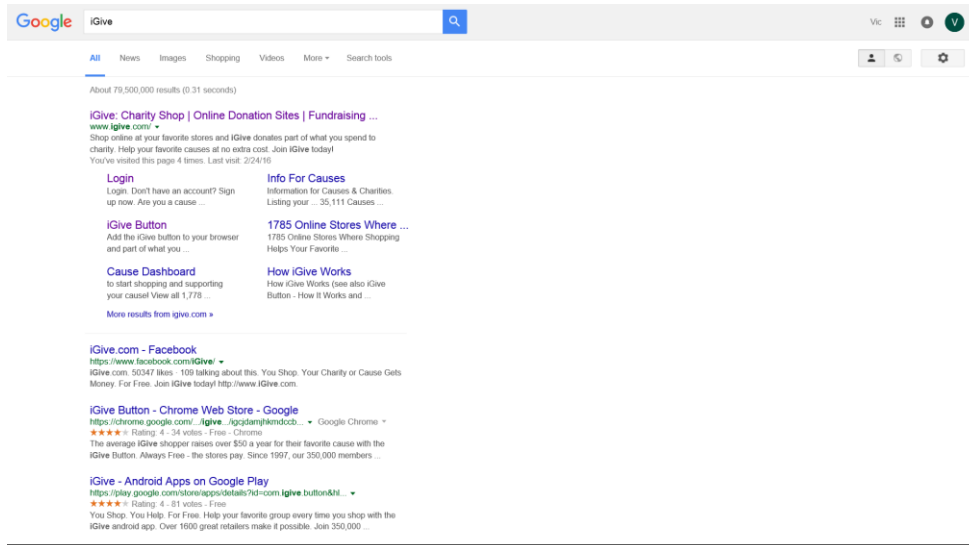
Now for the best part: If you access Amazon Smile *through* the iGive portal we will get donations from both iGive and Amazon Smile for the same purchase. The importance of this cannot be emphasized enough. Two extra clicks for your online shopping and we get two donations per purchase.

How to do it: In order for iGive to work, you have to enter through the iGive button which looks like a floating dandelion seed. Clicking on it will take you to iGive. If you have marked Amazon as a favorite, it will appear on the opening screen and you can simply click on that and be taken to the Amazon main page. Or you can search for Amazon from the iGive main page and enter Amazon that way. Once you are on Amazon you will see the iGive logo in the lower right corner. This is how you know your purchases will qualify for both donations.

Feel free to spread the word, and pass this tutorial to friends and family.

How to do what it is you need to do so that this thing gets done

First: Google “iGive” and select “Login”



Then: Click on “Sign up now”



Then: Create your account and then click “Join Now”



Then: After clicking “Join Now” you go to the next screen where you can choose your cause. Type “Pet Welfare” into the cause search engine and select our organization.

You are now registered and can begin shopping.



But First, before you shop: Add the iGive button to your desktop, iPhone, iPad or Android

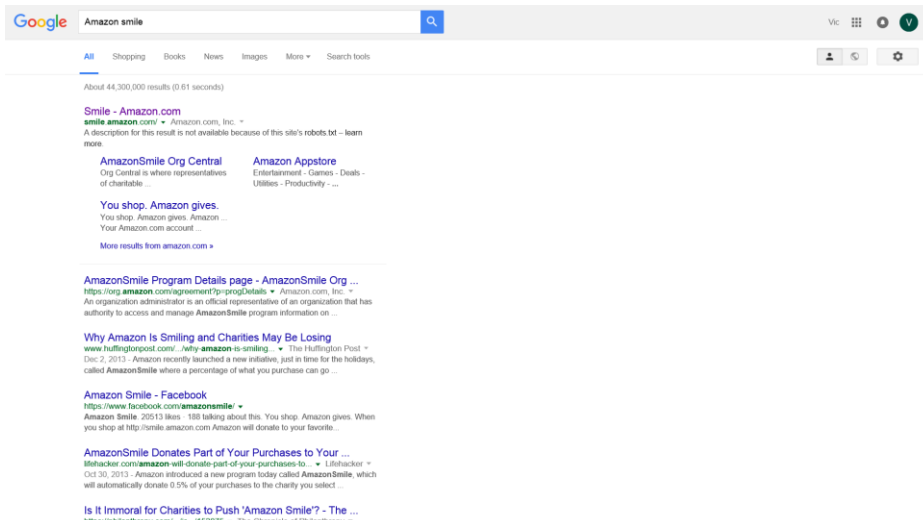


The iGive app looks like this:



How to register for Amazon Smile:

First: Google "Amazon Smile"



Here is some basic info about Amazon Smile (Because knowledge is power!!):

About AmazonSmile

Get Started

What is AmazonSmile?

AmazonSmile is a simple and automatic way for you to support your favorite charitable organization every time you shop, at no cost to you. When you shop at smile.amazon.com, you'll find the exact same low prices, vast selection and convenient shopping experience as Amazon.com, with the added bonus that Amazon will donate a portion of the purchase price to your favorite charitable organization. You can choose from nearly one million organizations to support.

How do I shop at AmazonSmile?

To shop at AmazonSmile simply go to smile.amazon.com from the web browser on your computer or mobile device. You may also want to add a bookmark to smile.amazon.com to make it even easier to return and start your shopping at AmazonSmile.

Which products on AmazonSmile are eligible for charitable donations?

Tens of millions of products on AmazonSmile are eligible for donations. You will see eligible products marked "Eligible for AmazonSmile donation" on their product detail pages. Recurring Subscribe-and-Save purchases and subscription renewals are not currently eligible.

Can I use my existing Amazon.com account on AmazonSmile?

Yes, you use the same account on Amazon.com and AmazonSmile. Your shopping cart, Wish List, wedding or baby registry, and other account settings are also the same.

How do I select a charitable organization to support when shopping on AmazonSmile?

On your first visit to AmazonSmile (smile.amazon.com), you need to select a charitable organization to receive donations from eligible purchases before you begin shopping. We will remember your selection, and then every eligible purchase you make at smile.amazon.com will result in a donation.

Can I change my charity?

Yes, you can change your charity any time. Your AmazonSmile purchases after the change count towards your newly selected charity. To change your charity, sign in to smile.amazon.com on your desktop or mobile phone browser and simply select "Change your Charity" in "Your Account."

What charities can I choose from?

You can choose from almost one million eligible 501(c)(3) public charitable organizations.

What if my selected charity does not register to participate in the AmazonSmile program or becomes ineligible?

If an organization does not register to participate or becomes ineligible, you will have a chance to select a different organization or we will redistribute donations earned among other organizations receiving donations.

If I represent a charitable organization, how can I learn more about registering my organization for AmazonSmile?

Go to org.amazon.com to learn how to register your organization to receive donations.

How much of my purchase does Amazon donate?

The AmazonSmile Foundation will donate 0.5% of the purchase price from your eligible AmazonSmile purchases. The purchase price is the amount paid for the item minus any rebates and excluding shipping & handling, gift-wrapping fees, taxes, or service charges. From time to time, we may offer special, limited time promotions that increase the donation amount on one or more products or services or provide for additional donations to charitable organizations. Special terms and restrictions may apply. Please see the relevant promotion for complete details.

...

Then: Go to the Sign In page and click "create an account"



Then: Enter your information and then click “Create Amazon account”



amazon Your Amazon.com | Today's Deals | Gift Cards | Help

Welcome to **amazon smile**

You shop. Amazon gives.

- Amazon donates 0.5% of the price of your eligible AmazonSmile purchases to the charitable organization of your choice.
- AmazonSmile is the same Amazon you know. Same products, same prices, same service.
- Support your charitable organization by starting your shopping at smile.amazon.com.

Questions? [Learn more about AmazonSmile](#)
Not interested? [Shop Amazon.com](#)
Represent a charitable organization? [Visit org.amazon.com](#)

Register
New to Amazon.com? Register Below.

Your name:

Your email address:

Re-type your email address:

Protect your information with a password
This will be your only Amazon.com password.

Enter a new password:

Re-type your password:

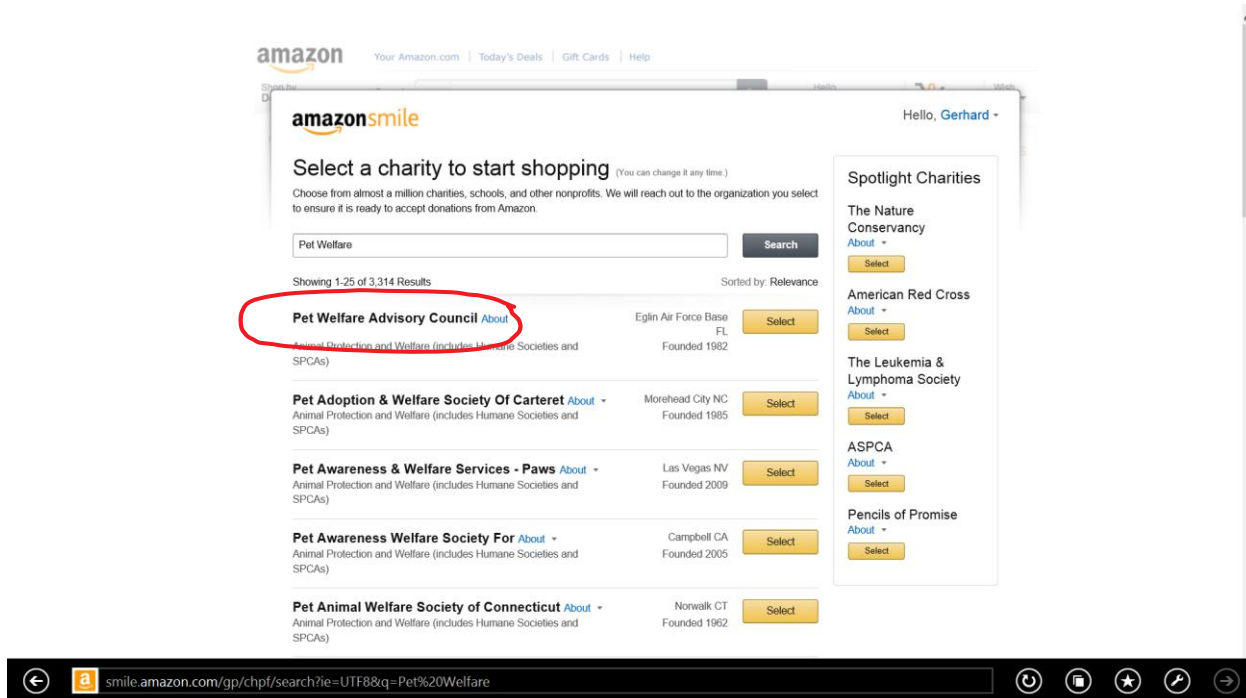
[Create Amazon account](#)



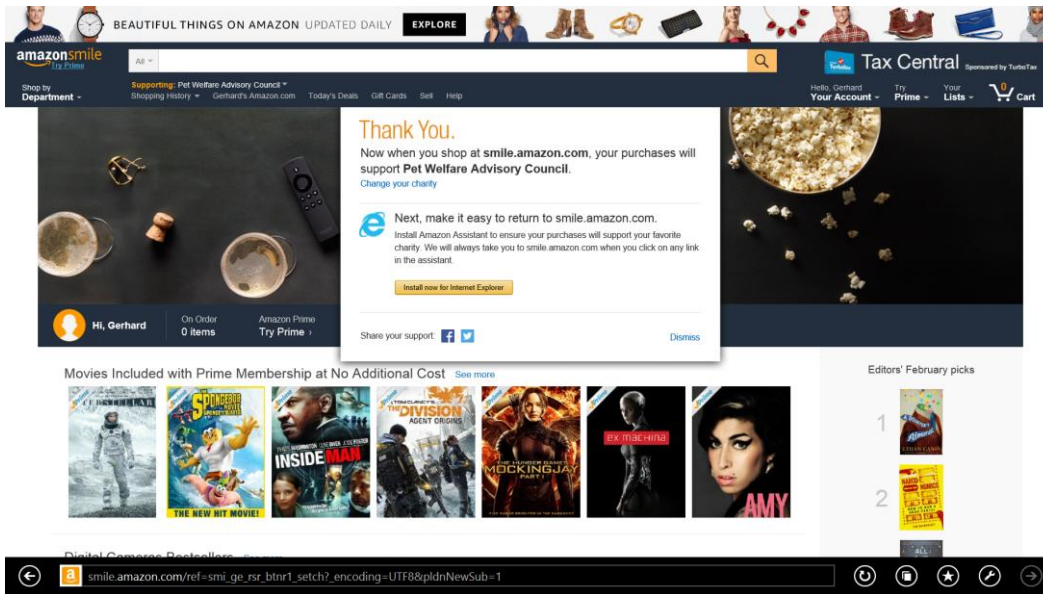
Now you are registered. Type “Pet Welfare” into the “...pick your own....”



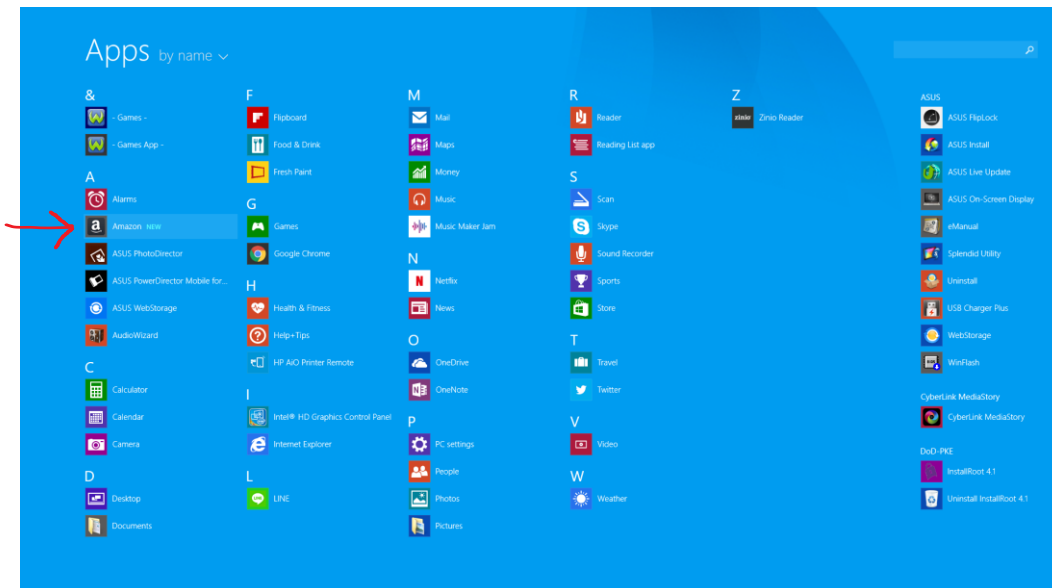
You will get a list and ours is at the top with the name “Pet Welfare Advisory Council”. Select this one.



Then: You get this screen that allows you to install the Amazon Assistant to your desktop if you wish.



Once installed you can find the Amazon Assistant on your desktop:



As a final note: Remember, you can use iGive and Amazon together or separately. We will get donations from whichever you use: and that is a win-win for Pet Welfare.